

Duplexvent DV82 Entro-V

Up to 295 m³/h air volume @100 Pa



KEY FEATURES

- Domestic and residential heat recovery ventilation
- Thermal efficiency capabilities of 85% and above
- 2x ISO ePM Coarse 55% (G4) filters as standard with an extra supply air filter location for an optional ISO ePM1 55% (F7)
- Compact design
- Suitable for vertical mounting (kits included as standard)
- Easy filter change with no tools needed
- Choice of spigot locations (top entry as standard)
- Suitable for left- and right-hand configurations
- Complies with Building Regulations
- SAP eligible
- 2 year warranty+

Duplexvent DV82 Entro-V

The DV82 Entro-V is a compact and efficient top entry MVHR unit, capable of recovering over 85% of the wasted heat.

The unit is made from galvanised steel, white powder coated casing with 20 mm EPP insulation which provides a great level of air tightness, thermal efficiency and sound absorption. DV65 has low energy EC fans with backward curved impellers that minimise the unit's energy consumption with a quiet operation and low specific fan

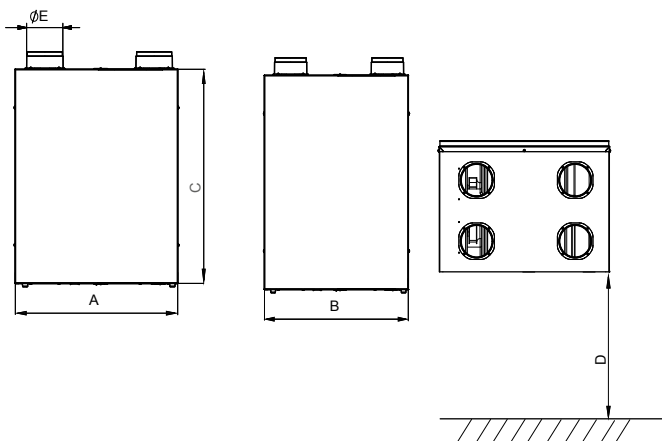
power, achieving an 'A' energy efficiency. The unit has an easy to clean and maintain plastic counterflow heat exchanger which prevents the airstreams from mixing. In addition, the unit is designed with a double filter facility that comes with two ISO Coarse 55% (G4) filters as standard with an optional ISO ePM1 55% (F7) pollen filter which provides additional protection against invisible, harmful particles creating an ultra-hygienic environment. ISO ePM Coarse 55% (G4) and ISO ePM1 55% (F7) can be used in conjunction with each other on supply air side.



TECHNICAL DATA

Specification	DV82 Entro-V
Air flow m ³ /h / l/s @100Pa	295 / 83.3
For dwelling floor area up to (m ²)	184
Reference dwelling	4 / 5 bed house
Thermal efficiency	83 - 86%
Heat exchanger	Counterflow (Plastic)
SEC class	A
Electrical supply	230V / 1ph / 50Hz
Max power consumption	166 W
Sound level @ 3m (dB(A))	39 - 48
Specific Power Input (SPI) (W/(m ³ /h))	0.27
Fans	EC
Electric heater	2 x 83 W
IP classification	IP54
Weight (kg)	50
Dimensions (L x D x H) (mm)	580 x 530 x 795
Controls	4-speed manual controller Optional digital controller
Duct diameter (mm)	160
Condensate discharge (mm)	1/2 inch BSP
Summer Bypass damper	100% Automatic
Frost protection	Yes
Filter class	(G4) ISO Coarse 55%, optional (F7) ISO ePM1 55%
Optional BMS Connectivity	Communication through I2C-Modbus
Casing	Galvanised steel. Powder paint. (20 mm insulation)
Mounting	Wall, Floor
Orientation of unit	Right or Left-handed
Part no.	90001244

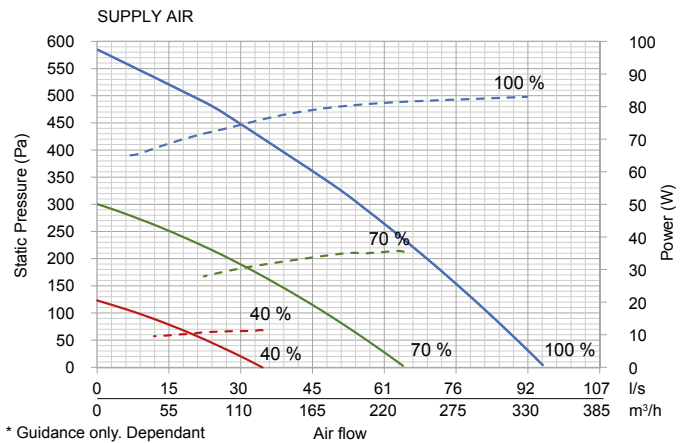
DIMENSIONS



+ excludes motors. Motor warranty one year from date of purchase

Model	A	B	C	D	E
DV82	580	530	795	600	160

PERFORMANCE



* Guidance only. Dependant upon system pressure.

SAP RESULTS

Tested by the BRE (Building Research Establishment) and eligible for the PCDB database. Systems with rigid ductwork only SAP 2005 results

Exhaust terminal configuration	Specific Fan Power (W/l/s)	Specific Fan Power (W/l/s)
Kitchen + 1 additional wet room	1.03	79
Kitchen + 2 additional wet rooms	0.89	79
Kitchen + 3 additional wet rooms	0.87	79
Kitchen + 4 additional wet rooms	0.91	80
Kitchen + 5 additional wet rooms	0.99	80
Kitchen + 6 additional wet rooms	1.10	80
Kitchen + 7 additional wet rooms	1.28	80

Systems with rigid ductwork only SAP 2012 results

Exhaust terminal configuration	Specific Fan Power (W/l/s)	Specific Fan Power (W/l/s)
Kitchen + 1 additional wet room	0.95	79
Kitchen + 2 additional wet rooms	0.92	80
Kitchen + 3 additional wet rooms	0.98	80
Kitchen + 4 additional wet rooms	1.13	80
Kitchen + 5 additional wet rooms	1.35	80
Kitchen + 6 additional wet rooms	1.64	80

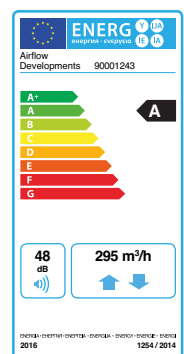
ACCESSORIES

The following options are available

Accessory	Product Code
Entro-V digital controller	90001299
Entro-V basic controller	90001308
DV82 Entro-V G4(ISO ePM Coarse 55%) filter	90001324
DV82 Entro-V F7(ISO ePM1 55%) filter	90001327
DV82 Entro-V heater 0,5 kW	90001338
DV82 Entro-V heater 1 kW	90001339
DV82 Entro-V heater 1,5 kW	90001340
DV82 Entro-V heater 2 kW	90001341

ErP RATING

The DV82 Entro-V meets requirements set out by the Energy Related Products (ErP) Directive 2016, achieving an A rating. You can find out more about the ErP Directive and find the DV82 Fiche and Label at www.airflow.com Label 90001244

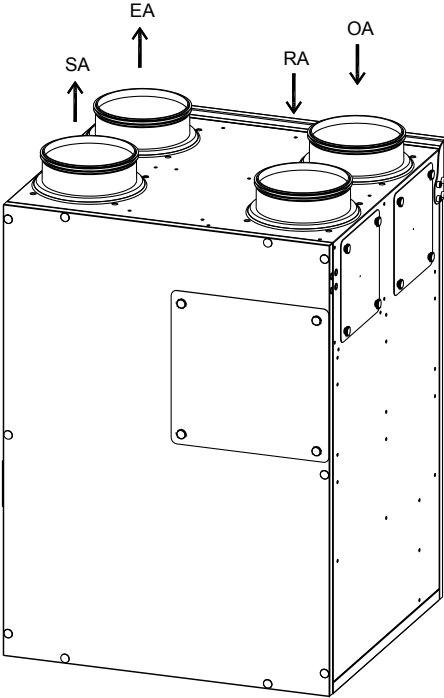


Duplexvent DV82 Entro-V

Up to 295 m³/h air volume @100 Pa

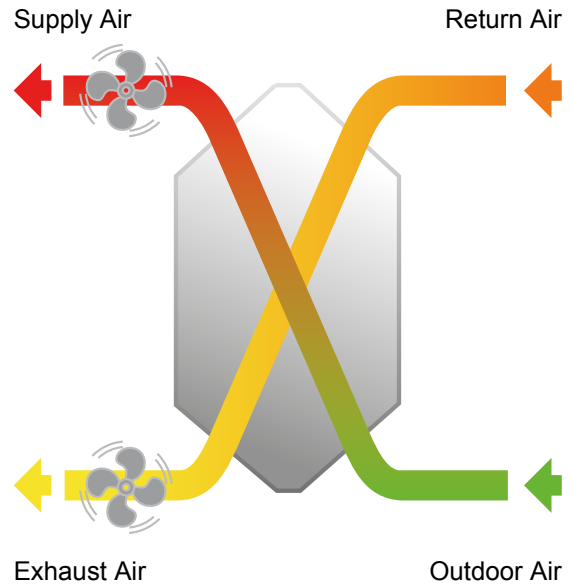
UNIT CONFIGURATION

The unit is supplied as a right-handed version as standard.



OA = Outside Air
SA = Supply Air
RA = Return Air
EA = Exhaust Air

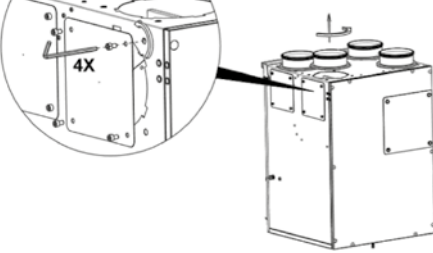
HEAT EXCHANGER DIAGRAM



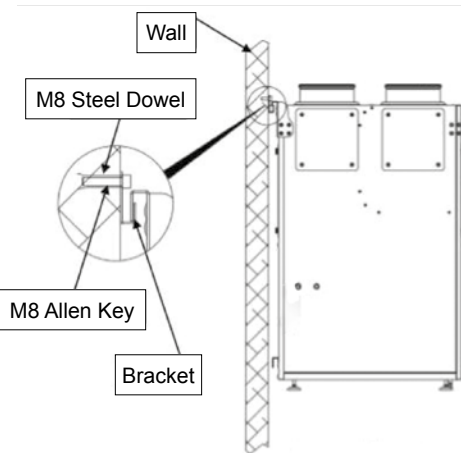
INSTALLATION

The units can be installed in vertical mounting positions, on the wall or on the floor. Hanging brackets, screws and feet are supplied with the unit. Also, the unit has interchangeability of spigots position from top to the sides.


CHANGING THE SPOGOTS POSITION



INSTALLATION ON THE WALL



INSTALLATION ON THE FLOOR



SOUND DATA

Sound Pressure Level @1,5 m
(%100 fan speed @100Pa external pressure)

Model	dB@ 63Hz	dB@ 125Hz	dB@ 250Hz	dB@ 500Hz	dB@ 1kHz	dB@ 2kHz	dB@ 4kHz	dB@ 8kHz	Total [dBA]
DV82 Entro-V	40,1	42,9	44,7	46,2	44,8	43,9	38,8	14,0	42,9

Sound Pressure Level @3 m
(%100 fan speed @100Pa external pressure)

Model	dB@ 63Hz	dB@ 125Hz	dB@ 250Hz	dB@ 500Hz	dB@ 1kHz	dB@ 2kHz	dB@ 4kHz	dB@ 8kHz	Total [dBA]
DV82 Entro-V	26,1	28,9	30,7	32,2	30,8	29,9	24,8	10,5	35,9

CONTROL OPTIONS

The unit can be controlled by one of the following:

- Basic controller
- Digital controller
- Modbus through a PC or a central automated unit
- Additional external sensors achieving on-demand ventilation
- Switched live signal from light/remote switches








BASIC CONTROL

A basic controller compatible with the DV82 Entro-V unit allows multiple standard functions such as:

- 3 fan speed control
- Boost function
- Free cooling via the by-pass actuator
- Frost protection based on input signals from humidity and temperature sensors
- Modbus function
- Faults indicator
- Filter maintenance reminder
- Fire alarm function
- Child-proof protection locks/unlocks the buttons providing extra safety



Basic controls

	Low fan speed e.g. background ventilation		Control button to increase the fan speed
	Medium fan speed e.g. everyday running rate		Control button to decrease the fan speed
	High fan speed e.g. when cooking or showering		Filter reminder / Error display LED
	Boost increased occupants in dwelling; purging the dwelling		

DIGITAL CONTROL

A digital controller also provides:

- Optional separate fan control for ease of commissioning
- Weekly ventilation programming allows users to pre-set the ventilation levels scheduled for different days
- Screen brightness and contrast settings
- Optional humidity or air quality sensors enable automatic boost control
- Indoor temperature control based on room, extract or supply air temperature



Call: 01494 525252

Visit: airflow.com



Airflow Developments Limited
Aidelle House, Lancaster Road,
Cressex Business Park,
High Wycombe, Buckinghamshire,
United Kingdom, HP12 3QP

E-mail: info@airflow.com
Telephone: +44 (0) 1494 525252

airflow.com

© Airflow Developments Limited. Airflow Developments Limited reserve the right, in the interests of continuous development, to alter specifications without prior notice. All orders are accepted subject to our conditions of sale which are available on request



80000991 - Issue1 10 /20